

## **Sorting the Seed Assortment**

### **Introductory Statement**

The students will participate in a series of activities involving seeds that will expand their knowledge and understanding of what a seed is, how it grows, and what it becomes.

### **Materials**

variety of seeds (corn, red kidney beans, sunflower, lima beans, chick peas, etc.)

student worksheet

### **Focus Questions(s)**

1. Tell me something you notice about your seeds.
2. What are some different ways that you could sort/group these seeds?

### **Teacher Preparation Notes**

This activity was geared for young children in a K-1 setting. Children of this age really need time to explore the materials before they can set about accomplishing a directed task with the materials. Make sure each material is introduced in such a manner that the children have time to play and explore adequately before working with the materials.

### **What The Student(s) Will Do**







The students will sort various types of seeds by physical characteristics.

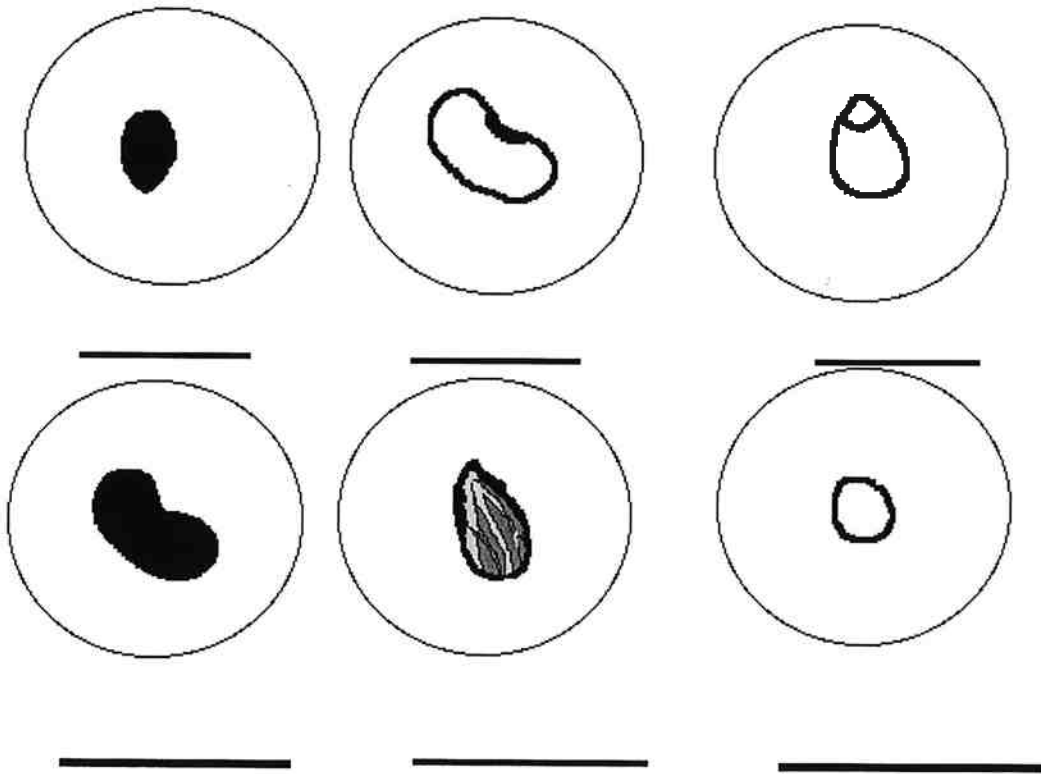
### **Discussion Question(s)**

1. How did you sort your seeds? (Many different responses are acceptable and expected.)

### **Extension(s)**

1. Have the students use the different groupings to create patterns.
2. Have the students use the different groupings to create patterns that a classmate/partner will extend.

6						
5						
4						
3						
2						
1						
<b>seeds</b>						



Adapted from Project Explorer:  
<http://coe.west.asu.edu/explorer/seeds/seeds.teacher.resources.html>